



Missing shapes

Draw the shapes you need to finish the pictures!



You will need...

Your art kit (see page 3)

Practise drawing shapes here.




MADE FOR MUMS



Tip!

Draw the shapes in pencil first, then go over them with a felt tip.



Spectacular shape drawings!

Cut out squares, circles, triangles and rectangles, then make them into a shape picture by sticking them onto a piece of card.

